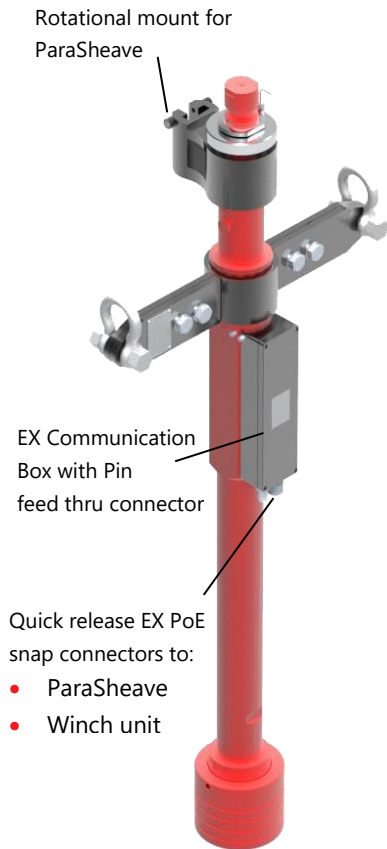


The ParaComm Antenna is used for the data communication with the Slick-E-Line® cable and transmits data to and from the downhole tools. The ParaComm Antenna incorporates a communication box and lubricator section specially designed for the Slick-E-Line® system. The ParaComm Antenna module is integrated within a standard lubricator section that is connected to a standard slickline stuffing box that also supports the top ParaSheave that measures depth, speed and tension (A1204987).



Antenna assembly

Data transmission

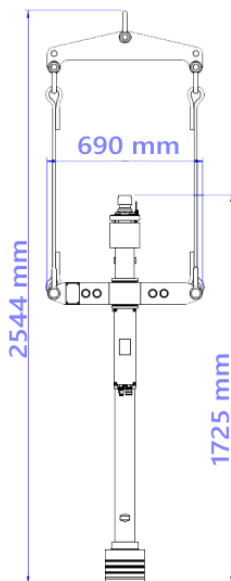
- The ParaComm Antenna transmits both datasets of downhole tools and of the depth tension sensors of the ParaSheave and uses only one cable to the winch unit where the ParaComm Data Processing panel and ParaLog data-acquisition systems are installed. The data transmission between ParaLog of ParaOffice DAS, Slick-E-Line® and downhole tools is done without any need for a slipring. The close-coupled antenna is oriented parallel to the Slick-E-Line® for optimum communication.

Features

- Electric powered RxTx Antenna module for communication with Slick-E-Line®
- Communication module to downhole tools
- 4 piece assembly: Stuffing box, lubricator, seal sub and collar, EX communication box
- Quick release EX PoE snap connectors on Ex communication box
- 45 m data cable to data processing panel (in winch unit)

Benefits

- Robust communication with downhole tools via Slick-E-Line®
- Bi-directional communication between DP panel and downhole tools
- Single cable from EX communication box to winch unit to transmit data from/to both downhole tools and depth /tension sensors
- There is no need for wiring and installation of a slipring



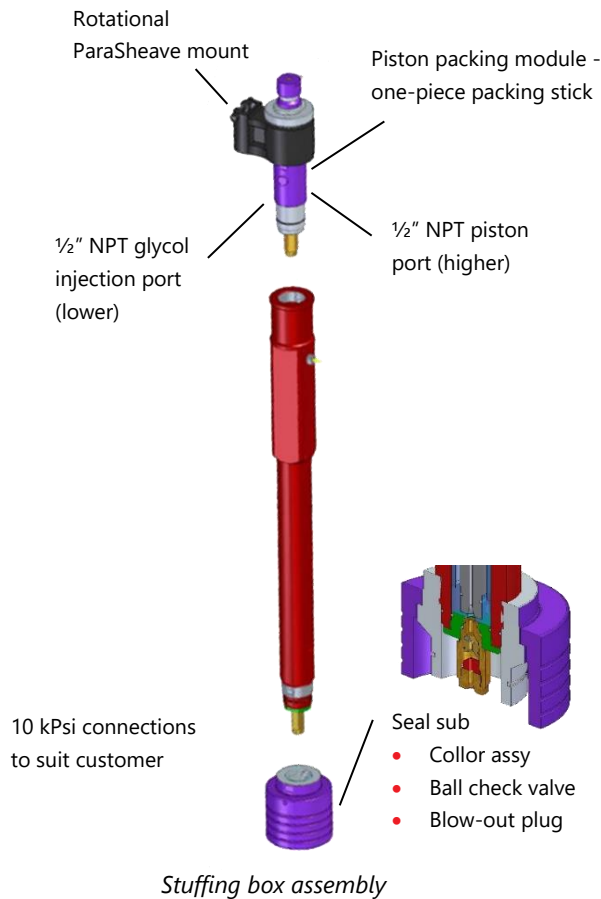
Part Number:	A1202452	
Temperature rating	-20 / + 60°C	
Height (incl. SB, collar)	172.5 cm	5.7 ft
Weight	120 kg	264.5 lb

Wire diameter	0.092 to 0.160"	
Bottom connection	Collar assy. 5 3/4"-4, 10kPsi, OTIS. Option: other connection type/size	
Electrical connection	EX PoE snap connectors, Ø 30 mm	
Cabling	A1204142, 45 m, Ø 13.4 mm (0.52") to DP Panel	
Rating comm. box	IP65	
EX Classification	CE II 2 G IIB T3 (zone 1)	
Standards	EN-IEC 60079-0, -7, -11, -17,-18 API 6A:20 th -2010	
Service	Standard or H2S	

ParaComm Stuffing Box

The ParaComm stuffing box innovative design seals on the coated Slick-E-Line® against the well pressure. The patented sealing element is designed with a longer, large cross sectional area which provides an environment friendly seal and cleaning action at well intervention operations.

The stuffing box is designed to pack-off all sizes of slickline, Slick-E-Line® and coated cables to max. of 0.160" diameter (using 20" ParaSheave). The bottom connection can be suited to standard PCE size of customer.



Note: For optimum safe operations, the bottom of ParaComm Antenna section can be connected to a tool catcher or tool trap to prevent any risk to loose of the tool string.

Features

- One-piece packing stick with large cross sectional seal area
- Quick connect block for ParaSheave
- Lockable free-rotational ParaSheave mount
- Oil / grease injection piston port
- Glycol / Chemical injection port
- Grease nipple for preventive maintenance to roller bearings of rotating sheave mount
- Integrated seal sub and collar assembly with ball safety check valve and blow-out plug

Specifications	
Working Pressure	up to 10,000 Psi
Wire diameter	0.092 to 0.160"
Bottom connection	Collar assy. 5 3/4"-4, 10kPsi, OTIS. Option: other connection type/size
Standards	EN-IEC 60079-0, -7, -11, -17,-18 API 6A:20th -2010
Service	Standard or H2S

Piston module

- The one-piece packing stick is hydraulically pumped out with piston pressure when top cap is removed. The re-assembly is easy, just attach the packing stick at top of piston and bleed of hydraulic pressure at the piston.
- There is no need to disassemble the hydraulic piston during packing redress. This allows for longer seal life and the redress time is significantly reduced, while the redress can be done with the wire still in place.
- The stuffing box may be operated hydraulically with any source capable of providing required pressure.

Seal sub

- The standard stuffing box seal sub is mounted at bottom collar of the ParaComm Antenna section. The Blow-Out Plug moves to sealing position if packing element fails and will seals on static wire.
- The sealing element is an integrated velocity ball check valve, which provides the escape of well fluids in the event of cable break or stripped from rope socket.

Benefits

- Safe, quick and easy to use stuffing box
- Environment friendly large sealing area
- Minimized oil / grease spill
- Easy re-assembly of one-piece packing stick can be done with wire in place
- Piston provides force to packing, allowing longer seal life and faster change.
- Integrated ball safety check valve
- Blow-out plug at lower seal sub moves to sealing position if packing element fails and seals on static wire